

III Survey of the impact of COVID-19 among key populations in Latin America and the Caribbean

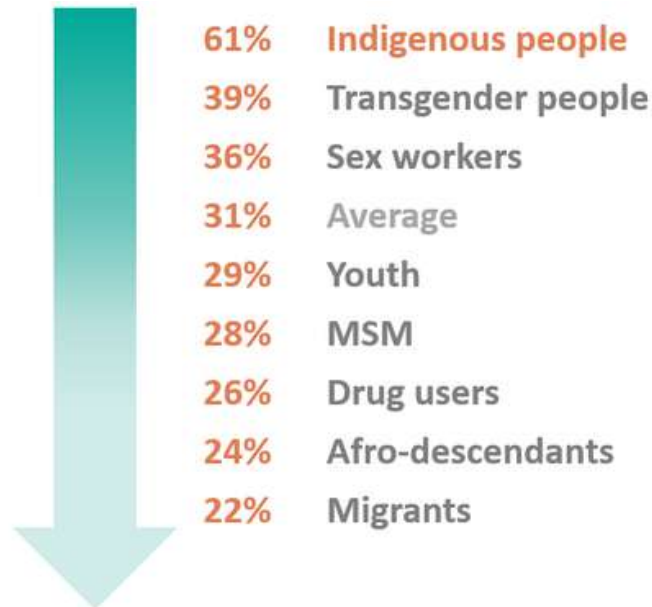
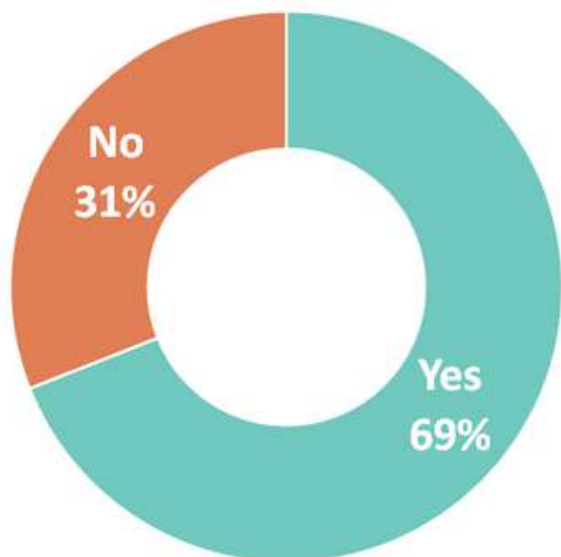


Regional Analysis

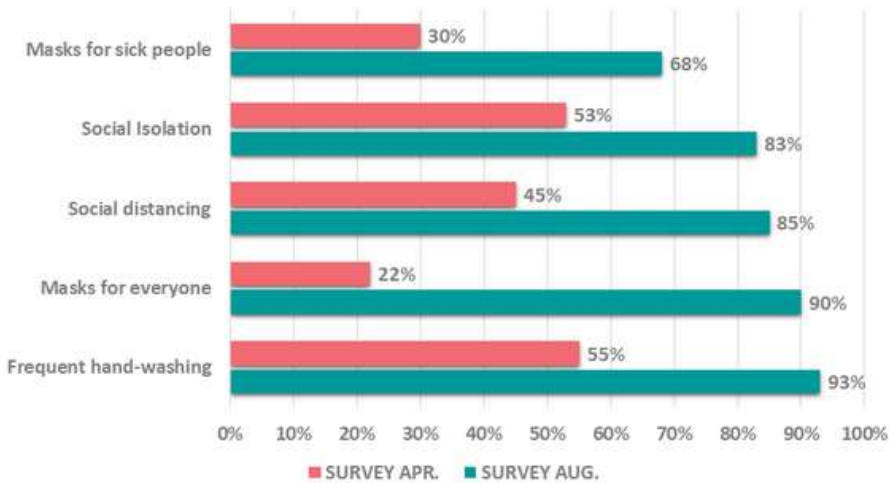


PROTECTION AGAINST COVID-19

People who consider they have enough **information to assess their risk of COVID-19 infection**



3 in 10 people consider they do **NOT** have enough **information to assess their risk of COVID-19 infection**. This figure is doubled to 6 in every 10 people in the case of **indigenous people**.

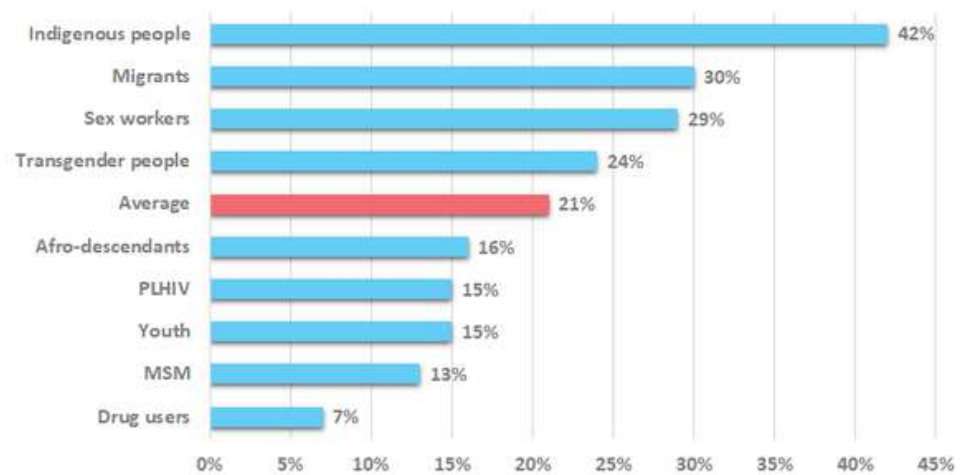


Perception of the importance of COVID-19 prevention measures

Between April and August, the perception of the importance of **using masks** as a COVID-19 preventive measure increased from **22% to 90%**.

People who do **NOT** have access to **masks** as a **COVID-19 preventive measure**.

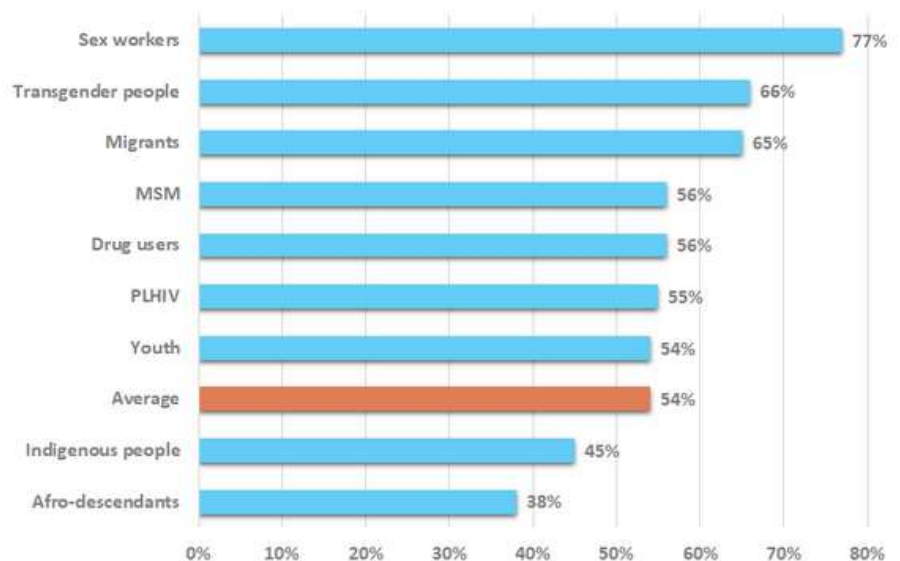
2 in 10 people did **NOT** have access to **masks** as a **COVID-19 preventive measure**. However, this figure was higher among **indigenous people (42%)** and **migrants (30%)**.



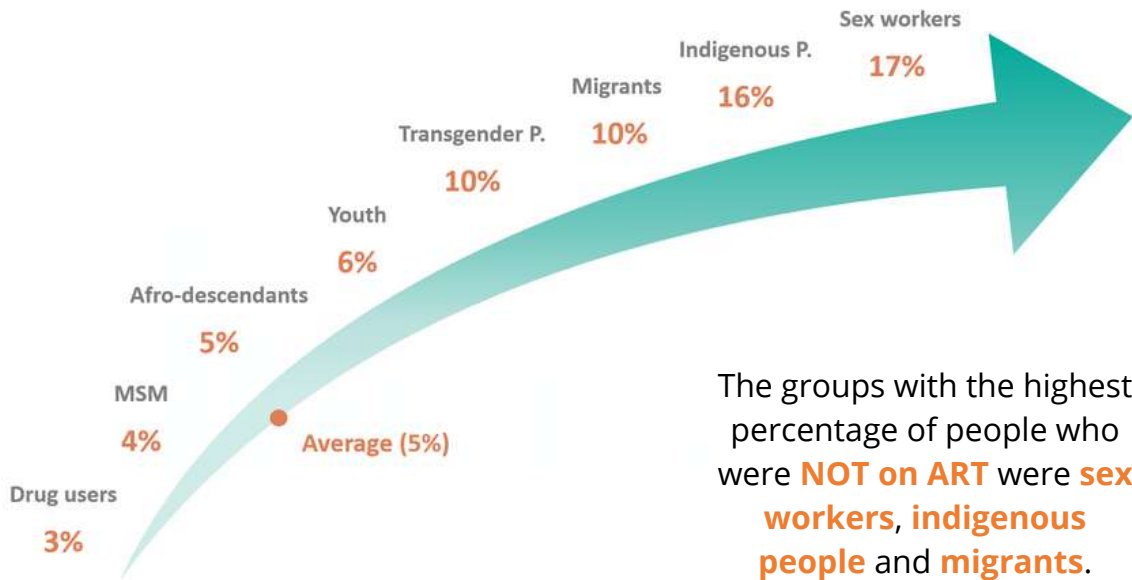
ACCESS TO HEALTH SERVICES AND TREATMENT

People who needed **condoms** as a **preventive measure against HIV** during the COVID-19 pandemic

5 in 10 people needed **condoms** during the COVID-19 pandemic. This figure increased to **8 in 10** people in the case of **sex workers**.

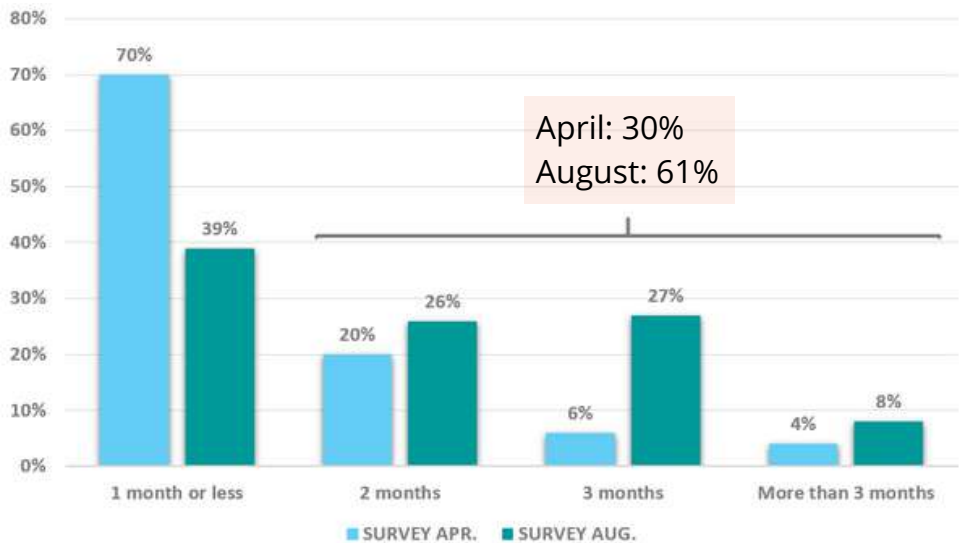


Percentage of people per **key population** who were **NOT** on **antiretroviral treatment** (ART)



Duration of **antiretroviral treatment** (ART) provision

Compared to April, an **increase in multi-month dispensing** of antiretrovirals can be appreciated. The provision of a **two month or more supply of ART** has doubled since April, and the provision of a **one month or less supply of ART** has decreased by over 30%.



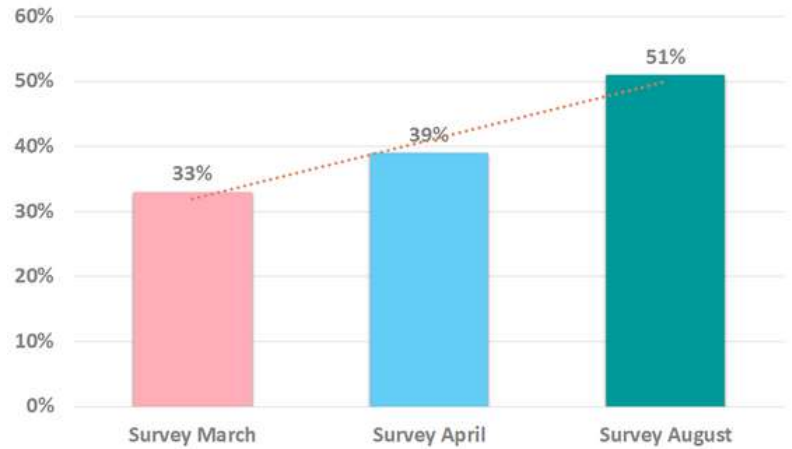
Despite the increase in **multi-month dispensing** of antiretroviral treatment, **4 in 10** people are still only receiving a provision of ART that would last **one month or less.**

Need for HIV testing and counselling

disaggregated by key population



- 64% Drug users
- 57% Youth
- 56% MSM
- 55% Transgender People
- 53% Sex workers
- 52% Afro-descendants
- 51% Average
- 47% Indigenous People
- 45% Migrants



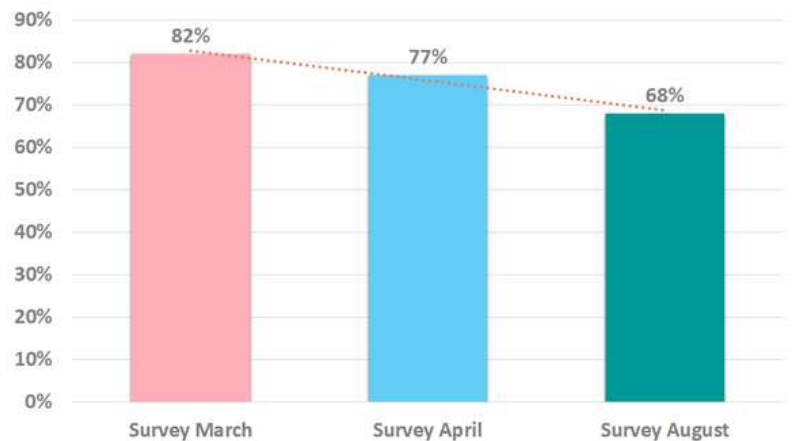
5 in 10 people stated the need for **HIV testing and counselling** during the COVID-19 pandemic. The **need for this service increased** in each of the three surveys conducted throughout the year.

Need for better ARV delivery mechanisms

disaggregated by key population



- 76% MSM
- 68% Average
- 66% Drug users
- 66% Youth
- 65% Transgender People
- 60% Migrants
- 59% Afro-descendants
- 57% Indigenous People
- 52% Sex workers

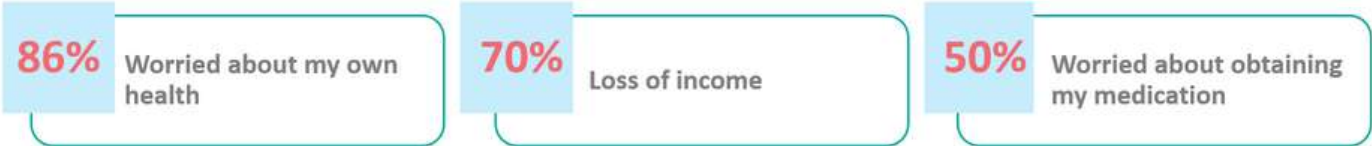


7 in 10 people stated the need for **better ARV delivery mechanisms**. An **improvement** in this service is observed, as the **need for better ARV delivery mechanisms decreased** in each of the three surveys conducted throughout the year.



MENTAL HEALTH AND SUPPORT

Concerns during the COVID-19 pandemic



- 95% PLHIV
- 95% Youth
- 93% Sex workers
- 93% Transgender people


PLHIV and young people are especially **worried about their health**, registering almost **10%** more concern than the average.

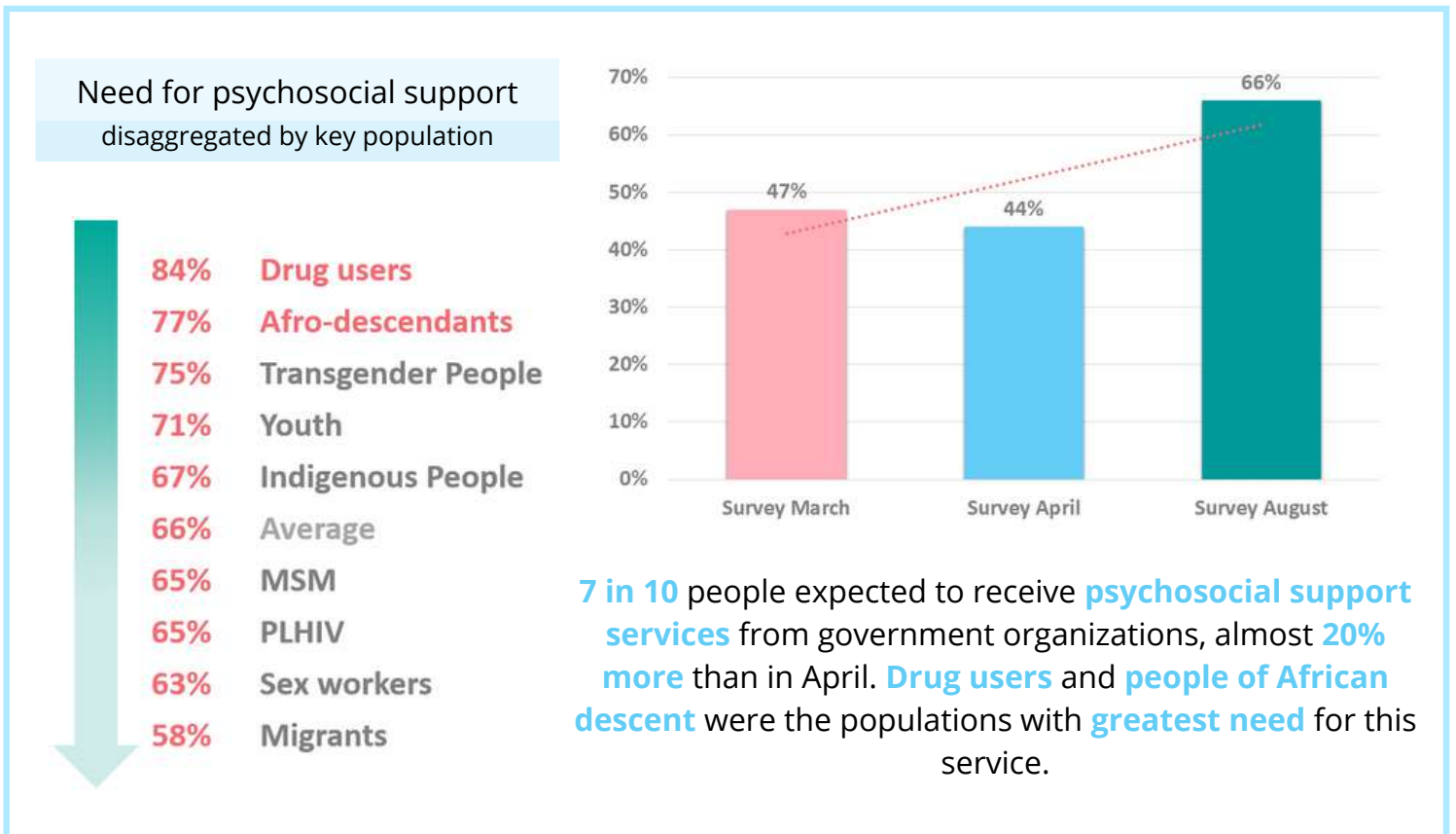
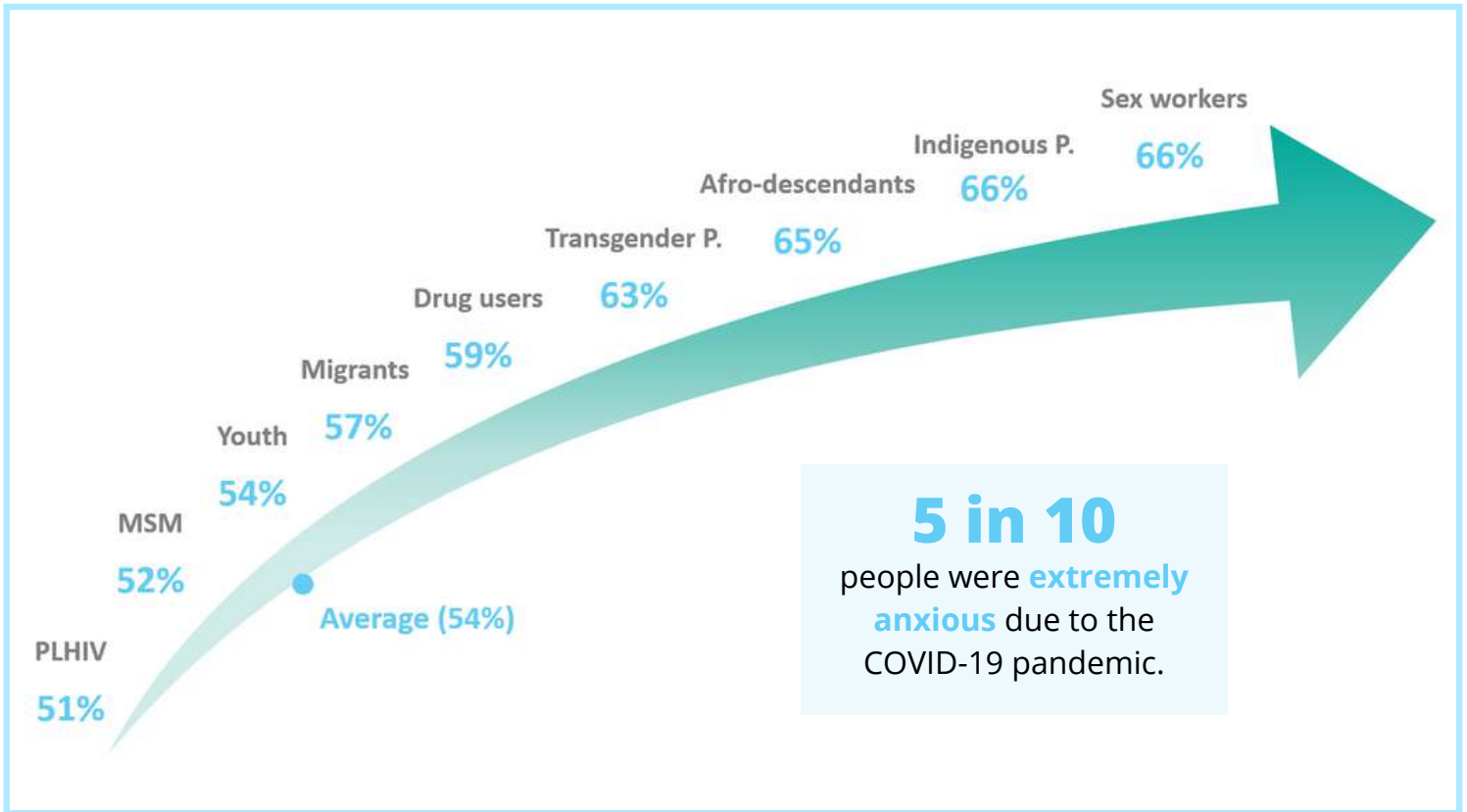
- 84% Transgender people
- 83% Migrants
- 82% Indigenous People
- 81% Sex workers

Transgender people and migrants are especially worried about the **loss of their income** during the COVID-19 pandemic.

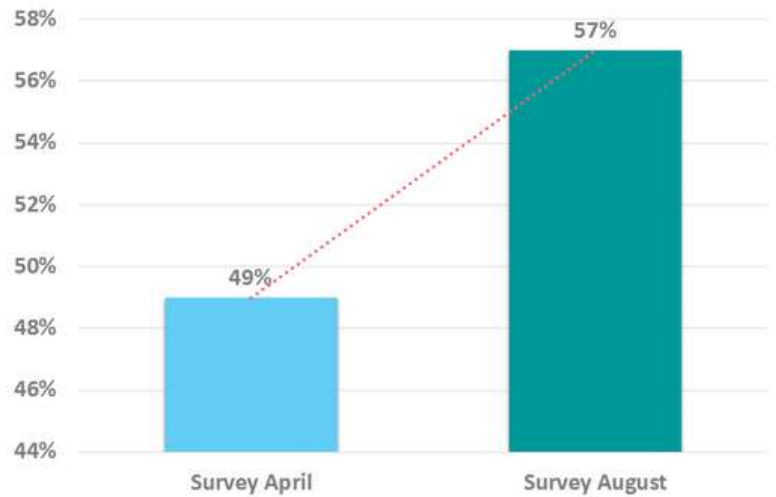
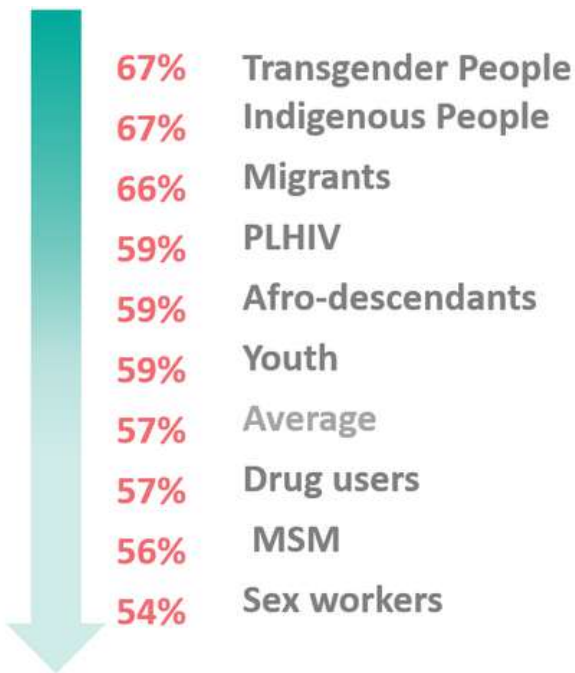
- 65% Transgender people
- 61% Migrants
- 60% PLHIV
- 52% Indigenous people

6 in 10 transgender people, migrants and PLHIV are worried about **obtaining their medication** during the COVID-19 pandemic.



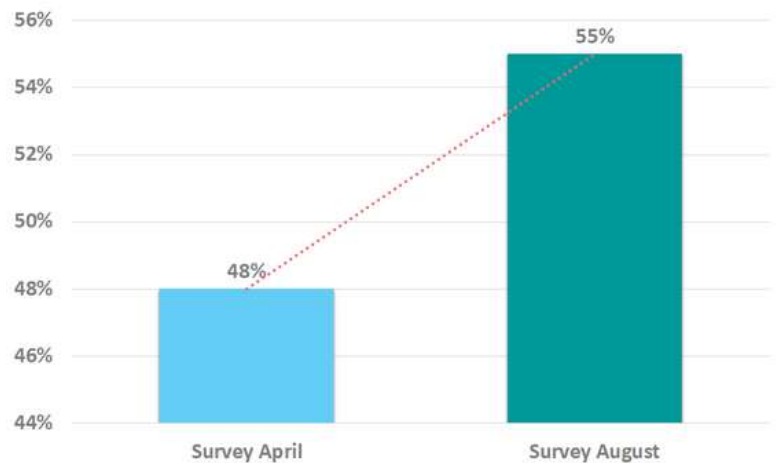
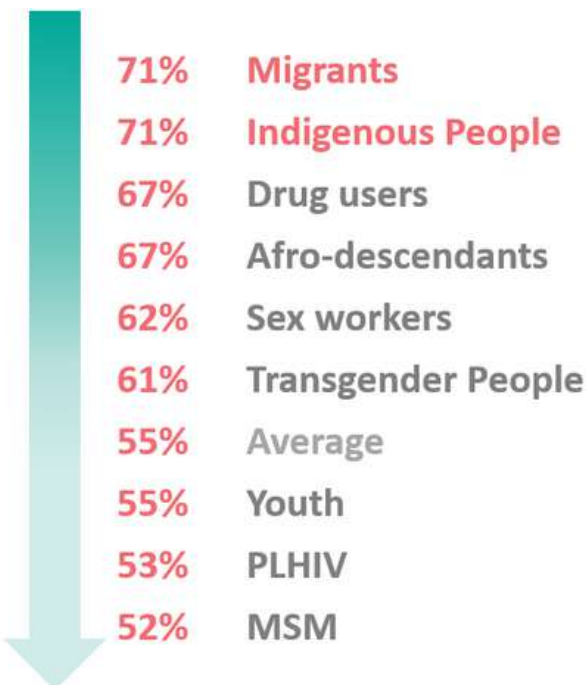


Need for nutritional support
disaggregated by key population



6 in 10 people expected to receive **nutritional support** services from government organizations during the COVID-19 pandemic, increasing from **5 in 10** people in **April**.

Need for cash aid and transfers
disaggregated by key population



5 in 10 people stated the need for **cash aid and transfers** during the COVID-19 pandemic, an **increase of 7%** since April. This number increased to **7 in 10** people among **indigenous populations** and **migrants**.



SOCIAL PROTECTION



8 in 10 people report that their **income has decreased** due to the COVID-19 pandemic.

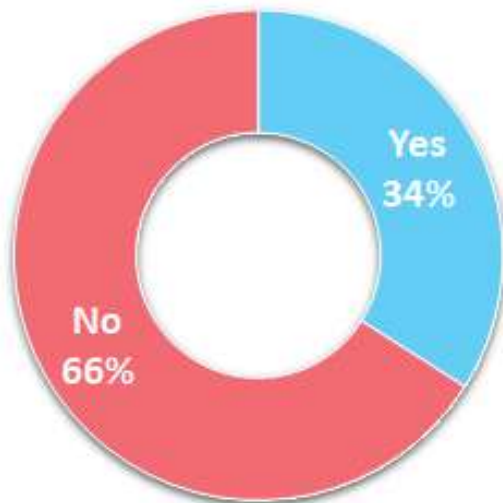


5 in 10 people reported losing **75% or more** of their income



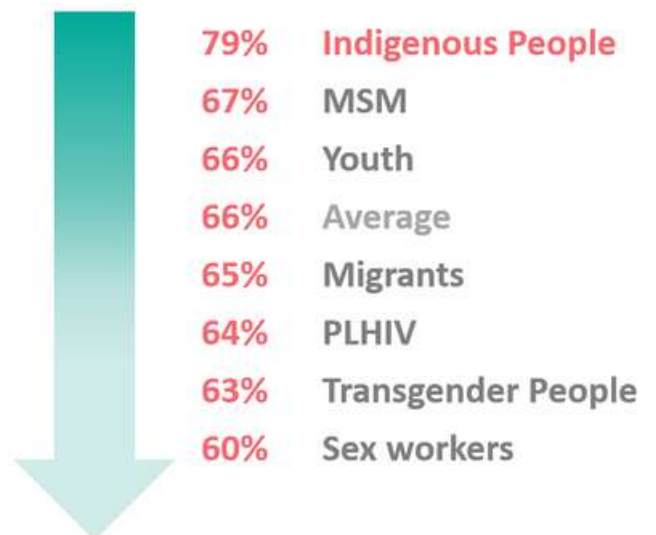
3 in 10 people reported losing **100%** of their income

People who benefited from a **social protection measure**



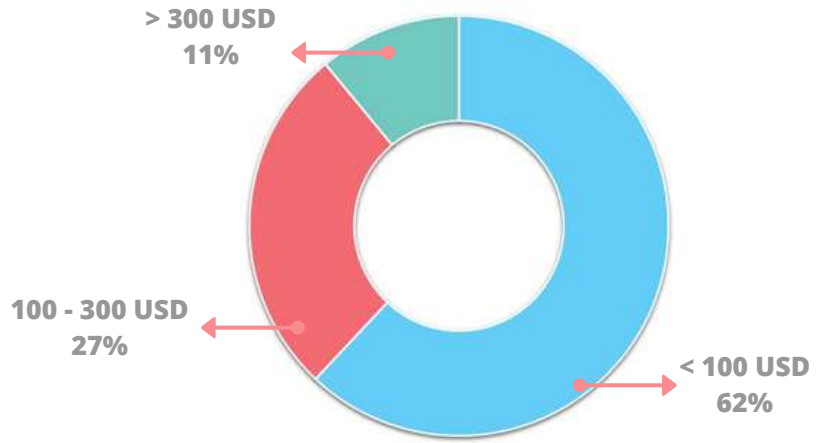
Once this data is disaggregated by **key population**, it's observed that **three key populations** are **less likely** to benefit from a social protection measure, with **indigenous populations** being the least benefited.

7 in 10 people reported they did **NOT** benefit from any **social protection measure**.

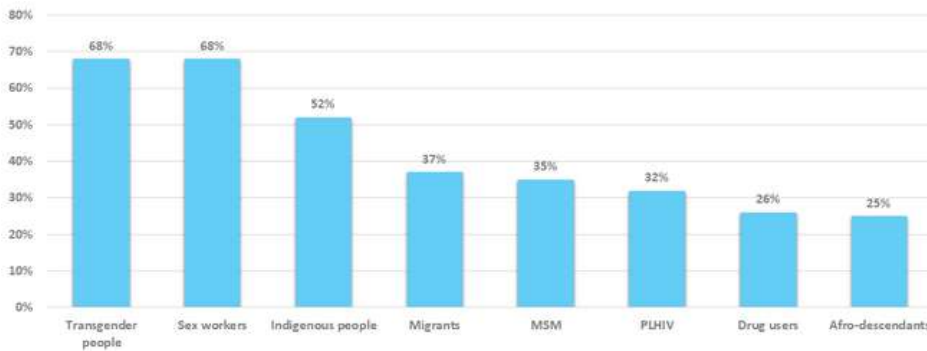


Financial support that some people received as a **social protection measure**

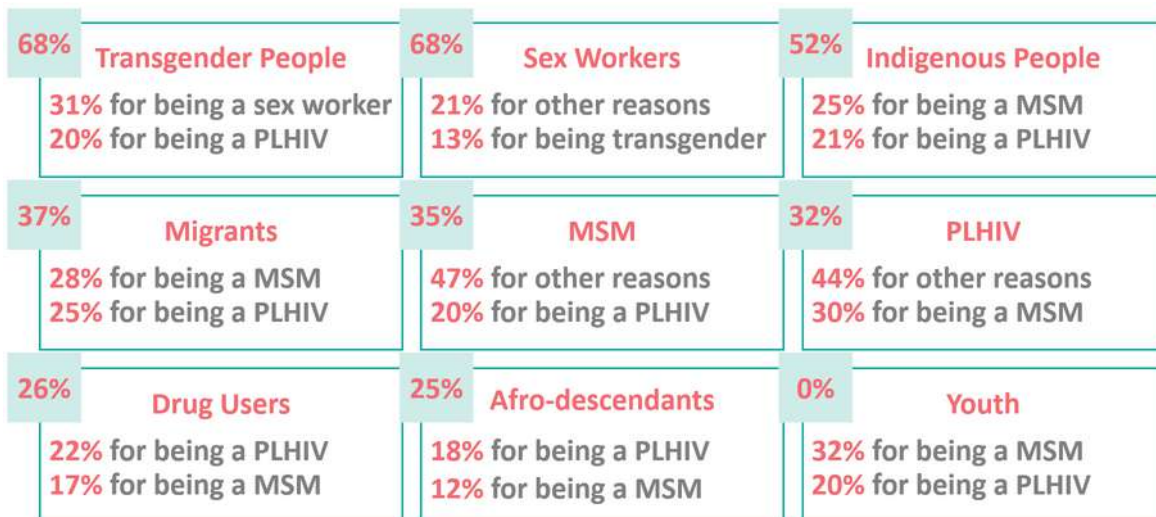
Out of the people who benefited from a **social protection measure**, **6 in 10** reported the financial support they received was **less than 100 USD**.



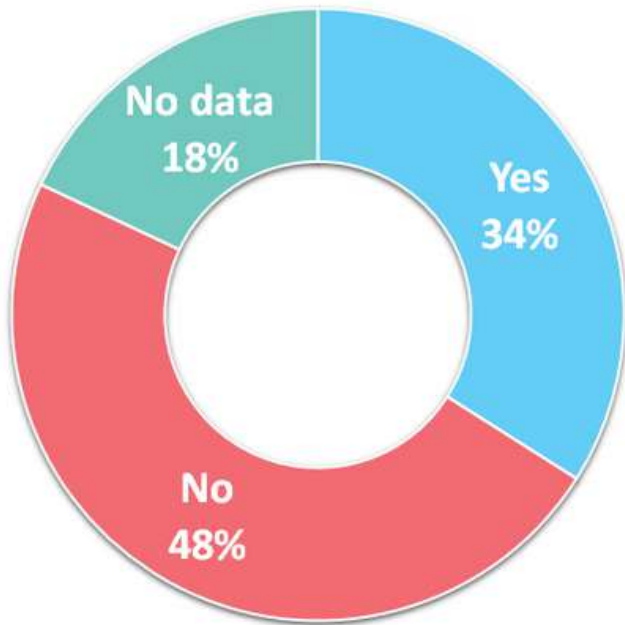
HUMAN RIGHTS, STIGMA AND DISCRIMINATION



Percentage of people who experienced **stigma or discrimination** according to **key population**



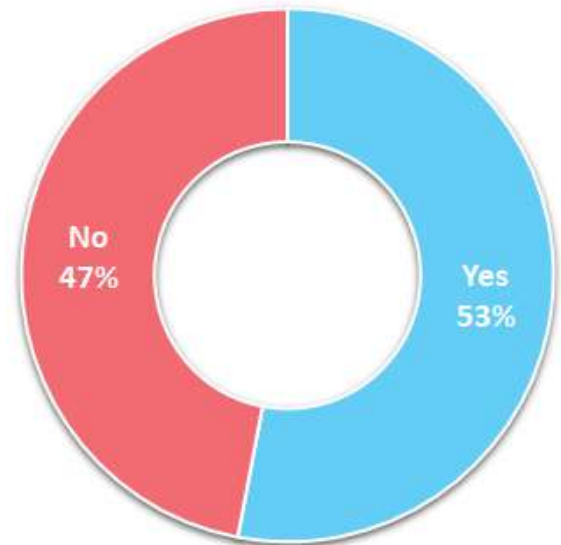
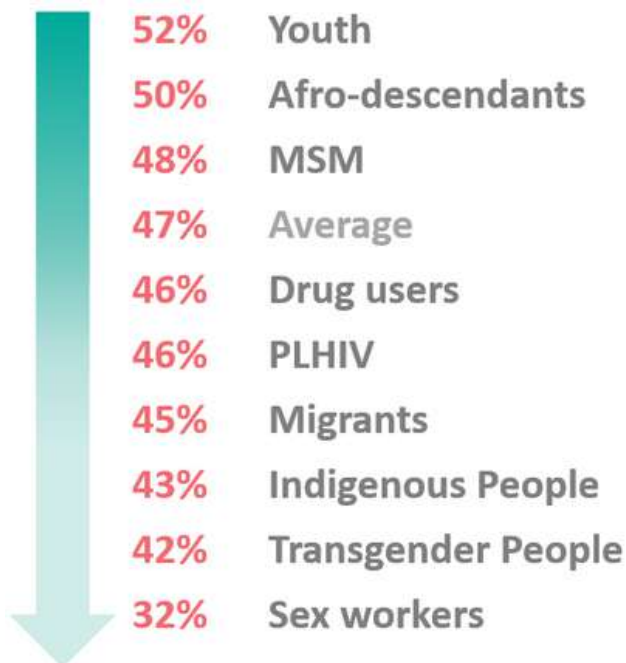
The survey brought to light that **people face multiple discriminations** as well as being **stigmatized or discriminated against for belonging to a key population**. **52%** of **indigenous people**, for example, reported facing discrimination for **being indigenous**, **25%** for **being gay** and **21%** for **being a PLHIV**.



Percentage of people who know of **reliable mechanisms to report situations of stigma and discrimination**

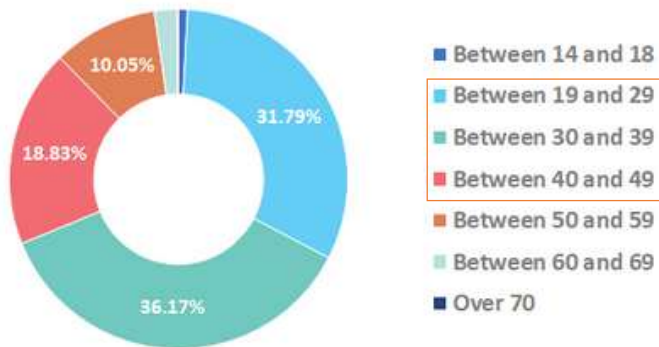
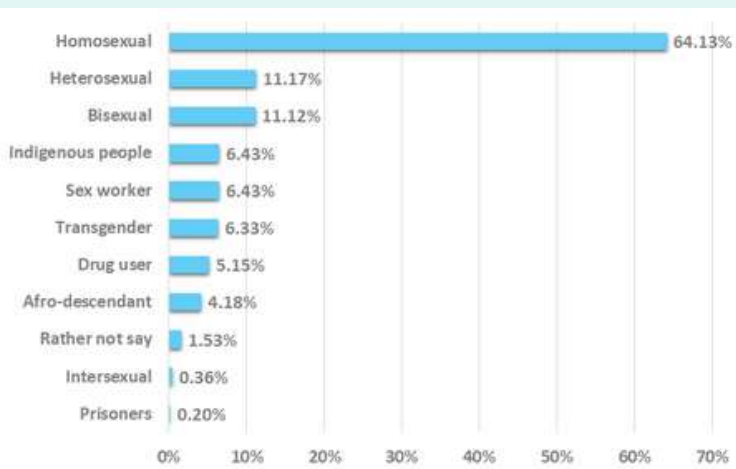
5 in 10 people do **NOT** know of any **reliable mechanisms to report situations of stigma and discrimination** related to their gender identity or expression, HIV status, migratory status or any other factor in the context of the COVID-19 pandemic.

Percentage of people who do NOT know any **support networks or organisations** according to key population

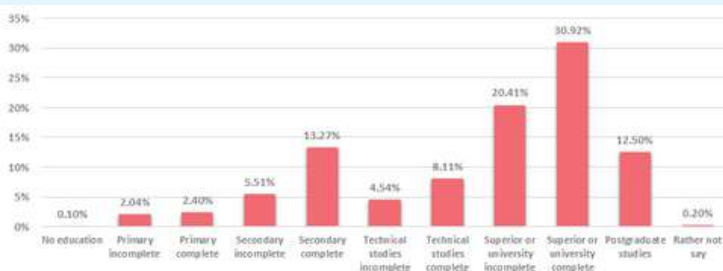


Almost half of the people who responded to the survey did **NOT** know of any **support or peer network** where they could get **help or information** during the COVID-19 pandemic.

Who Responded?



- The people who responded to the survey originated from **29 countries in Latin America and the Caribbean**.
- **64%** of the people who responded to the survey identified as **homosexual**.
- **87%** of the people who answered the survey were between the **ages of 19 and 49**.



***METHODOLOGY:** Information based on 2,196 surveys conducted between July 14th and August 26th, 2020 through Google Surveys. Some of the responses analysed are not representative of the overall population. **Limitations:** The survey was conducted online, limiting the participation of people with low connectivity, or those who don't know how to use electronic equipment. This work was carried out thanks to the support of Red Somos.